

PC3

generations

The Journal of the Manitoba Genealogical Society

VOLUME 7, NO. 3 FALL, 1982



GENERATIONS

THE JOURNAL OF THE MANITOBA GENEALOGICAL SOCIETY

VOLUME 7

FALL 1982

NUMBER 3

TABLE OF CONTENTS

1982 Officers and Councillors, M.G.S.	p. 2
News Briefs	p. 3
Seminar '82 Report by Ruth Breckman, Coordinator	p. 4
Library Involvement: One Experience by Anna Grace Diehl and Phyllis Hallet, a talk given at Seminar '82, Brandon	p. 5
Military Uniform Identification by Grant Tyler, Assistant Curator, Queen's Own Cameron Highlanders, a lecture given at Seminar '82, Brandon	p. 11
Book Review by Dorothy Wilson, M.G.S. Librarian	p. 25
Generation Gaps	p. 27
Surname Index by Kathy Stokes, M.G.S.	p. 29

Cover: The Brandon Agricultural Extension Centre, where the
Manitoba Genealogical Society held their SEMINAR '82.
This building was formerly Brandon Teachers' College.

GENERATIONS is published quarterly by the Manitoba Genealogical Society, Box 2066, Winnipeg, Manitoba, R3C 3R4. The Chairman of Publications invites articles and news items from all members of the Society and from anyone else having an interest in Genealogy. Manuscripts should be typewritten, double-spaced, with adequate margins.



manitoba genealogical society

post office box 2066, winnipeg, manitoba, canada R3C 3R4

1982 OFFICERS AND COUNCILLORS

PAST PRESIDENT	Gordon Pruden, 188 Queenston St. Winnipeg R3N 0W7, Phone 489-3322
PRESIDENT	Susan Cote, 808 Community Row, Winnipeg R3R 1J1, Phone 837-8530
1ST VICE PRESIDENT	Florence Cox, 76 Marshall Cres. Winnipeg R3T 0R4, Phone 452-8980
2ND VICE PRESIDENT	Ruth Breckman, 40 Celtic Bay Winnipeg R3T 2W9, Phone 269-6202
CORRESPONDING SECRETARY RECORDING SECRETARY	Gerald Brown, 3003 - 55 Nassau St. N. Winnipeg R3L 2G8, Phone O. 772-2474 H. 284-5620
TREASURER	Vicki Pfeifer, 137 Riveroaks Dr. Winnipeg R3J 1R2, Phone 888-9741
SENIOR COUNCILLORS	Richard Bennett, 1275 Markham Rd. Winnipeg R3T 4B1, Phone 261-8738
RETIRING 1982	Lorne Harris, 309 Montgomery Ave. Winnipeg R3L 1T5, Phone 452-9067
COUNCILLORS	Elizabeth Briggs, 51 Wadham Bay Winnipeg R3T 3K2, Phone 269-7869
RETIRING 1983	Dorothy Wilson, 571 Oak St. Winnipeg R3M 3P9, Phone 475-5894
COUNCILLORS	John Templeton, 26 McMasters Rd. Winnipeg R3T 2Y1, Phone 261-6000
RETIRING 1984	Robert Stokes, 673 Kilkenny St. Winnipeg R3T 3E2, Phone 269-2733

CHAIRPERSONS

PUBLICITY	Heather Hobbs, 319 Maplewood Ave. Winnipeg R3L 1A6, Phone 474-0509
PUBLICATIONS	Lorne Harris (Councillor)
MEMBERSHIP & SPECIAL PROJECTS	Kathy Stokes, 673 Kilkenny St. Winnipeg R3T 3E2, Phone 269-2733
LIBRARIAN	Dorothy Wilson (Councillor)

NEWS BRIEFS

THE PROVINCIAL ARCHIVES OF MANITOBA WILL OFFER EXTENDED HOURS OF SERVICE ON A PILOT-STUDY BASIS IN THE MAIN READING ROOM ON WEDNESDAY EVENINGS FROM 6 OCTOBER 1982 TO 13 APRIL 1983 [EXCEPTING THE EVENINGS OF 22 AND 29 DECEMBER]. THE EXTENDED HOURS WILL BE FROM 5:00 P.M., THE NORMAL CLOSING TIME OF THE READING ROOM, TO 9:30 P.M. ACCESS WILL BE AT ENTRANCE "A" ONLY ON VAUGHAN STREET.

RESEARCH REFERENCE SERVICES AND ARCHIVAL MATERIAL FROM THE COLLECTIONS WILL BE AVAILABLE TO THE FULLEST EXTENT POSSIBLE; HOWEVER, BECAUSE OF RETRIEVAL AND OTHER LIMITATIONS, MAPS, PHOTOGRAPHS, AND AUDIO-VISUAL ITEMS WILL NOT NORMALLY BE AVAILABLE DURING THIS TRIAL PERIOD. NEVERTHELESS, IN SOME CIRCUMSTANCES, ADVANCE ARRANGEMENTS MAY PERMIT THE USE OF SOME OF THESE ARCHIVAL MEDIA DURING EXTENDED HOURS. PLEASE DO NOT HESITATE TO ASK US ABOUT THIS POSSIBILITY. WITH SOME EXCEPTIONS, THEREFORE, MATERIAL WILL BE AVAILABLE FROM THE HOLDINGS ADMINISTERED BY THE HUDSON'S BAY COMPANY ARCHIVES, THE GOVERNMENT RECORDS DIVISION, AND THE HISTORICAL DIVISION.

PETER BOWER
PROVINCIAL ARCHIVIST

SEMINAR '82 REPORT

BY RUTH BRECKMAN, COORDINATOR

The success of any endeavour depends on many factors. SEMINAR '82, held in Brandon October 15-17, was no exception. Judging from the very favourable comments and the happy facial expressions, it was a huge success.

Attendance exceeded all our expectations. Out of 156 registrations, more than half came from outside Winnipeg.

Special thanks to all those who helped with the planning and the work of the seminar, to the guest speakers, exhibitors, contributors and participants.

PRIZE WINNERS

Adele Hulbert, Brandon	"Brandon Centennial Book" donated by Brandon Centennial
Dorothy Wilson, Winnipeg	"Manitoba" book donated by Fellowship Book Centre
Ruth Rogers, Winnipeg	"Pioneers and Early Citizens of Manitoba" book donated by Mary Scorer Books Inc.
Gertrude Gross, Brandon	Note Paper donated by Heather Hobbs
Joan Werner, Brandon	Family Picture Frame donated by Lorne Harris
Audrey Harburn, Carberry	Zippered Portfolio donated by Willson's, Polo Park

A complete report will be presented to the M.G.S. Annual Meeting.

Coming together is a Beginning
Thinking together is Unity
Keeping together is Progress
Working together is Success.

Ruth Breckman on behalf of Seminar '82 Committee

Susan Cote	MGS President	
Ernest McCallum	Brandon Branch	host of Seminar '82
Shirle McGimpsey	Dauphin Branch	exhibitions
Florence Cox	Winnipeg Branch	registration
Heather Hobbs	MGS Publicity	
Gerald Brown	Member	
Lorne Harris	Member	

LIBRARY INVOLVEMENT: ONE EXPERIENCE

A TALK GIVEN BY ANNA GRACE DIEHL AND PHYLLIS HALLET OF
BOISSEVAIN-MORTON REGIONAL LIBRARY AT MGS SEMINAR '82,
BRANDON

ANNA GRACE DIEHL

We have been asked to share something of the use made of our small rural library by people doing family research and to tell you something about the Boissevain Community Archives being developed in conjunction with the library. We hope that you can glean some ideas from our story that will be useful to you. I know that we will gain new insights from sharing with you.

Phyllis and I are from a small rural library. Our objective is to share with you some insights into the small library scene and its value to you as genealogists, and to tell you our own particular story.

Your library membership card is your key to a whole realm of information. It stands to reason that large city libraries have large extensive collections. But don't underestimate the small rural library. Among our collection we have:

1. Angus Baxter, In Search of Your Roots
2. Pine, The Genealogists' Encyclopedia
3. Consumers' Guide, Tracing Your Roots
4. Eric Jonasson, Canadian Genealogical Handbook (in great demand)

This summer a gentleman from Hamilton, Ontario, was visiting in our town. He spent several hours reading and taking copious notes from some of our genealogy books which Hamilton Public Library does not have on its shelves. As well, he recorded titles to borrow on Inter-Library Loan when he returned home.

In small communities citizens tend to regard the library as "theirs", and to take a special interest in it. This can often result in a gift of some special significance. For example, on our shelves we have The History of Scotland: its Highlands, Clans and Regiments (all eight volumes), a gift from the personal library of an old Scottish Highlander. A gentleman in our town was ill a good part of last winter and read most of the eight volumes. He's of Scottish ancestry and he tells me that there's a lot more to his Scottish ancestors than the bottle of whisky and haggis and oatmeal porridge that he's already heard about. He found out about their tumults, quarrels and commotions, and it gave flesh and blood to those names he had on his family tree.

By the same way, we have a new gift on our shelf, The House of Heinrick, which some of you who are of Mennonite extraction may be familiar with. If not, you might like to look at the family genealogy in the front. Now, I'm not a genealogist, I only know my grandfather,

but I find it very fascinating, in that Heinrich Epp is No. 1 and his children 1.1, 1.2 and 1.3. In 1975 there was a reunion at Camp Koinonia which is only a few miles south of us, where almost 500 of them gathered, all children of Heinrich. They could go around and, by looking at the labels (I talked to several people who were there), could tell by their number which branch of that family tree they fit into. It's a very fascinating system, one that some of you might not be familiar with and might like to look at.

Libraries also keep what they refer to as a "vertical file". This is a collection of pamphlets, clippings and other non-book materials on a given subject. I went to our Genealogy file and pulled just a few things. I was glad to find a couple of pamphlets on the Manitoba Genealogical Society. For people who are coming to borrow or to look for information, here's one more source that they can contact. I found also this little pamphlet that you probably also know about, from the Public Archives of Canada, "Tracing Your Ancestors in Canada", and I found a map that our Scottish friend had made great use of, that we pulled from a paper at some time, showing where the clans are in Scotland and listing them on the back, along with their shields. Anyway, it's pretty well worn out, it's been used so much by people.

You could be of service to your library by assembling a file of material, adding new items whenever you find them. Perhaps you would even consider contributing a subscription to the Manitoba Genealogical Society Newsletter or "Generations". Librarians only have so much time and so much staff and so much money, and there are a lot of things that don't get done. I know in our place the vertical file is in constant need of updating and we're happy to have someone bring an article in and say, "I found this interesting; I think it would be great for high school students doing research; would you like to have it?" And we're grateful for that.

Inter-Library Loan is a system that gives the smallest library access to the collections of the world. Libraries operate independently but also cooperatively with most of the other libraries in the province, the nation, and even internationally if necessary. Each library is a small and important unit, serving our individual communities; we are also an integral part of a larger link-up service, lending to and borrowing from each other. This is the system that enables Mr. Taylor in Hamilton, Ontario, to borrow from Boissevain in Manitoba. It also enables little Boissevain, or Ste. Rose, or Dauphin or Winnipeg Public to borrow from Hamilton, or Saskatoon or Ottawa. So, if there's a book you would particularly like to use, and it's not in your library's collection, ask about Inter-Library Loan. Through Inter-Library Loan we have borrowed for our patrons doing genealogical research:

1. Books from neighbouring libraries
2. Census records on microfilm
3. Early newspapers on microfilm

Just this summer we were able to purchase a microfilm reader and it is now available for use.

I think perhaps of most interest to this group is that part of our collection we call the Boissevain Community Archives. In that collection we have a great assortment of things, all pertaining to our area of the province. I'd like you to meet Alexander Bissett, fondly known around Boissevain as "Sandy", the man who plastered the Methodist Church there in 1893, the man who created the ornate plaster sculptures on the ceilings of most of the fine old homes around town, the man who plastered many of the homes that were built just prior to and for ten to fifteen years following the turn of the century and whose plaster walls still stand intact. We're told, although it hasn't been authenticated, that he also plastered, before coming to Boissevain, the Parliament Buildings in Ottawa. So it's kind of neat when the high school kids come to do some research and here's Mr. Bissett. There's still some stories that circulate around town about the mischievous blue eyes of Sandy the Scotsman and his winning ways with the women.

As well as pictures of people, we have photographs of the homes they lived in, the cultural and sporting activities they participated in and continue to participate in (we try to keep things up-to-date). We have pictures of their farming operations, their business operations; we even have a picture of the house where many of them were born. Here's Nurse Halliday's Nursing Home, one of the fine old homes in Boissevain, and you'd be amazed at the number of people who come to see where Dad was born or where Grampa was born in that house.

I've pulled out of the file, too, a photocopy of a letter that was written in 1882 by a new homesteader in Manitoba, written back to the folks in Ontario, in which he describes in great detail the life of himself and his family, of the new baby that arrived, of the work that the wife did, that he did, how much he paid men to work for him per hour, just all kinds of detail that gives a lot of colour and life to the names on the family tree. And even if it's not your family, life was similar for most of those people who came to that particular area in 1882.

There's also account books and minute books of various organizations, weather records dating back to the turn of the century, early maps, maps of the trails and routes that Penny Ham was talking about. We're developing an oral history. We have quite a number of tape recordings that have been done with local people, people telling their story about their lives, sharing their interests, and we should have within the next few weeks, on microfilm, all the minute books and account books and school registers from the very first class that was held in Minitau up to the time that the rural schools closed and became Boissevain. They are in the process of being microfilmed and the microfilm will be available for use by our patrons. Some of the records were very old and fragile and we were reluctant to have them used but now that they're on microfilm they'll be available to everybody.

Where did all this stuff come from? How does it happen to be in the library? What do we do with it when we get it? Who makes use of it? I'd like to ask Phyllis Hallet, who has special responsibility for this collection in the library, to tell you that story.

PHYLLIS HALLET - ARCHIVES

Perhaps I could begin by telling you how our archives had its beginning. Some of you might know Miss Bernice Pettypiece, who was our librarian before Anna Grace. She had received a number of documents from local residents. These documents had been entrusted to her care but were not part of the library and, as she was planning to retire, she thought if an archives could be started, these documents could then have a permanent home. So in the fall of 1976 and the winter of 1977, with the help of a government grant, five local women, under Miss Pettypiece's supervision, undertook the project. The archives is housed in the basement of the library and is under the jurisdiction of the library board.

Our archives is part of the library collection and this works well in our community. Perhaps, in other communities, the museum or genealogical society might be the group to set up an archives. It doesn't really matter as long as the documents, photographs, etc., are gathered, organized, and made readily accessible. It is important, though, that the staff be composed of people who are respected and trusted and who will treat the material with respect and confidentiality.

Our archives is a local collection. We are mainly concerned with the local history of Boissevain and the Rural Municipality of Morton. The system of cataloguing is very similar to that used in libraries and is an adaptation of the Provincial Archives system. This is useful to people who are using the archives because the card system is similar enough that researchers are familiar with it. The card catalogue records the material in a shelf list. The main entries and subject headings are arranged in alphabetical order. One of the differences between the library and the archives is that the archives collection must be read and used in the library. You can appreciate this because the materials in the archives are irreplaceable and have been entrusted to our care. You can't imagine the feeling when we go to get something and we can't find it!! Fortunately, this doesn't happen too often and usually there is an explanation for it.

I've told you what we've done with the materials but if you visited us, what could you expect to find? As Anna Grace mentioned, we have fairly complete set of minute books, cash books and registers from the rural schools which existed prior to consolidation. We are now in the process of having all our school records placed on microfilm. So if you are looking for someone who went to school in our area, perhaps we could help. Our library board has recently purchased a microfilm reader so this reading can be done in the library.

Of interest, we had three people from the United States visit us last summer, one from Florida, one from Texas, and one from California, all related, with roots in Boissevain. They were able to get names and ages from the Nimitau School registers, Nimitau being the forerunner of Boissevain School. One of their ancestors was Thomas Johnston, who in early times owned part of the land that now makes up the town. Later in the summer, a local man doing research for us at the Land Titles Office brought us a copy of the patent which proved this was so.

We have access to some very early church records. These are Methodist records which were rescued from a flooded basement. These will also be on microfilm and we will have access to the film. So if you are looking for a baptism, marriage or funeral from the late 1800's or early 1900's which took place in St. Paul's Methodist (now United) Church, we can help. The folks from the States also found three entries in these Methodist records that helped them in their search.

Part of our collection is made up of minute books of various organizations, family histories, scrapbooks of weddings and obituaries, oral history tapes, maps, land deeds, some cash books, and many other things such as programs, calendars, invoices, almost anything you can imagine that can be used to help with the social history and the business history of the community.

We have attempted to start a Genealogy file which we hope would be useful in the future. This, of course, is voluntary and must be treated with the utmost of confidentiality. Only those people interested in actual research of that family are allowed to use them. We can't just leave them open for public perusal.

Photographs form a major part of our collection. We have many old photographs which were given to us. In 1977 we took a photographic record of the Boissevain businesses and personnel and also attempted to copy some photographs ourselves. We try to get as much information about each photograph as we can, but sometimes it is difficult to find this information for old photos. I might add that it's important to have names and dates and any information that you can have on your photographs.

How do we get our material? Simply from our local people who bring it in or by projects we attempt ourselves. We do a certain amount of research. Anna Grace worked on a project this summer when the Historical Society were coming for a tour. She and a student who was working for us made up a brochure about some of the very beautiful old buildings, homes and churches in Boissevain. There's something in it about Nurse Halliday's Nursing Home also.

It takes a lot of time, a lot of talking, public relations work and the building of a trust before people will feel comfortable depositing their materials. We have had a very good response from our

community. I think our Centennial Celebrations helped because once they realized how useful the archives was for research and how we had things filed, most people who used the collection told their organizations, ladies' groups, etc., and now materials keep trickling in and the community knows that they can come to try to find information that they need, e.g., someone might want to know, just when did the Queen's Hotel burn? They come and ask us and hopefully we can help them out and if we can't, maybe we can spend a little time trying to find out.

I might add that we have a very good working relationship with the staff of the Town and Municipal Offices. We are in the same building and have permission to keep some things in the town vault. We can also direct people to the Town Office to obtain information from early tax rolls, cemetery records, etc. Also, we are fortunate to have a Land Titles Office in Boissevain and are able to do some research there or to direct people there for help.

Who makes use of the collection? People searching for family history come. We can't always help you with the actual details, but as Anna Grace said, there are family histories and this type of thing where you can get some idea of the lifestyle of that period or some of the things that were going on. We find university students from Brandon or Winnipeg make use of the collection when writing essays and doing papers on our local area. A fellow who was attending the University of Winnipeg drove out several times to do research on an essay on the township that Boissevain is located on. After he was finished, he donated it to our collection. The editor of the Boissevain Recorder comes for photographs from time to time. A couple of years ago, one of our hockey teams was a champion in their particular division and they had heard that quite a few years ago there was a team that also had that particular distinction and he was really happy when we had the photograph. Both teams were in the paper. People in the community come to look up information in the minute books of their organizations.

Another thing we developed through the Archives was the 1981 Beckoning Hills Historical Calendar, and we did a lot of work on that. 1981 was our Centennial year, the hundredth anniversary of settlement and 75th of the incorporation of the town.

Summing up, we have found this collection most valuable and useful for our district. We would urge each of you to do the public relations work in your community so that if an archives does not already exist, your community's resources can be gathered, organized and kept available. Much has already been lost and now is the time to gather what is still left.

Remember, today's happenings are tomorrow's history. Above all, if you are working on family histories, family trees, etc., make sure that a copy is deposited so that your families and future generations will have access to the hard work and research that you have done.

MILITARY UNIFORM IDENTIFICATION

BY GRANT TYLER, ASSISTANT CURATOR, QUEEN'S OWN CAMERON HIGHLANDERS

Accurate dating and identification is a concern common to all categories of artifacts. This problem must be overcome before an artifact can be properly catalogued, used for further research or in an educational role.

Identification of military uniforms as to period, branch of service, rank, and type of dress can be accomplished based on the set of characteristics possessed by the uniform. These characteristics include the overall cut of the uniform, colour, cuff pattern, type of collar, positioning of rank insignia, and type of lace, to mention a few.

Generally speaking, Canadian uniforms followed closely the patterns of the British army. Therefore, this guide will be of assistance for identifying and cataloguing both Canadian and British uniforms.

It is beyond the scope of this guide to deal with all time periods, and branches of the service. With this in mind, I have chosen to deal with infantry of the line officers' uniforms from 1855. The dress of general and staff officers is not covered.

FULL DRESS 1855 - 1856

By the mid 1850's the snug fitting coatee, a tailed coat, cut away in front, had fallen into disfavor. The impracticalities of this full dress garment had become all too evident during the Crimean War, and in 1855 the coatee was abolished in favour of a double breasted tunic.

<u>Tunic</u>	Scarlet cloth, edged with white cloth around top of collar and down leading edge.
<u>Collar</u>	Standing, rounded in front, in regimental facing colour.
<u>Cuffs</u>	Round, with a slashed panel, in regimental facing colour, edged in white, 3 buttons on panel surrounded by lace.
<u>Shoulder Cord</u>	Twisted cord of crimson silk on left shoulder.
<u>Rear of Skirt</u>	Two slashed panels, each with 3 buttons.
<u>Lace</u>	Gold. Subaltern - around top of collar and cuff. Field Officer - round top and bottom of collar, 2 bands around the cuff. Panels on cuff and skirt rear, also edged with lace.
<u>Rank Insignia</u>	Worn on collar. Rank indicated by combinations of stars and crowns, embroidered in silver wire thread.
<u>Buttons</u>	Gilt, bearing the regimental number, 2 rows down front, 9 per row, 9" apart at top, narrowing to 4" at bottom.

<u>Trousers</u>	Blue cloth with $\frac{1}{4}$ " scarlet seam stripe down leg.
<u>Headdress</u>	2nd pattern Albert Shako (introduced 1855).
<u>Sword</u>	Infantry officer, pattern 1845.
<u>Scabbard</u>	Brass - Field Officer Steel - Adjutants Leather - Subalterns
<u>Sword Knot</u>	Crimson and gold riband with gold bullion tassel.
<u>Sword Belt</u>	Enamelled white leather $1\frac{1}{2}$ " wide. Slings $\frac{3}{4}$ " wide. Gilt belt plate with regimental number at centre. Regimental title in silver lettering on outer circle.

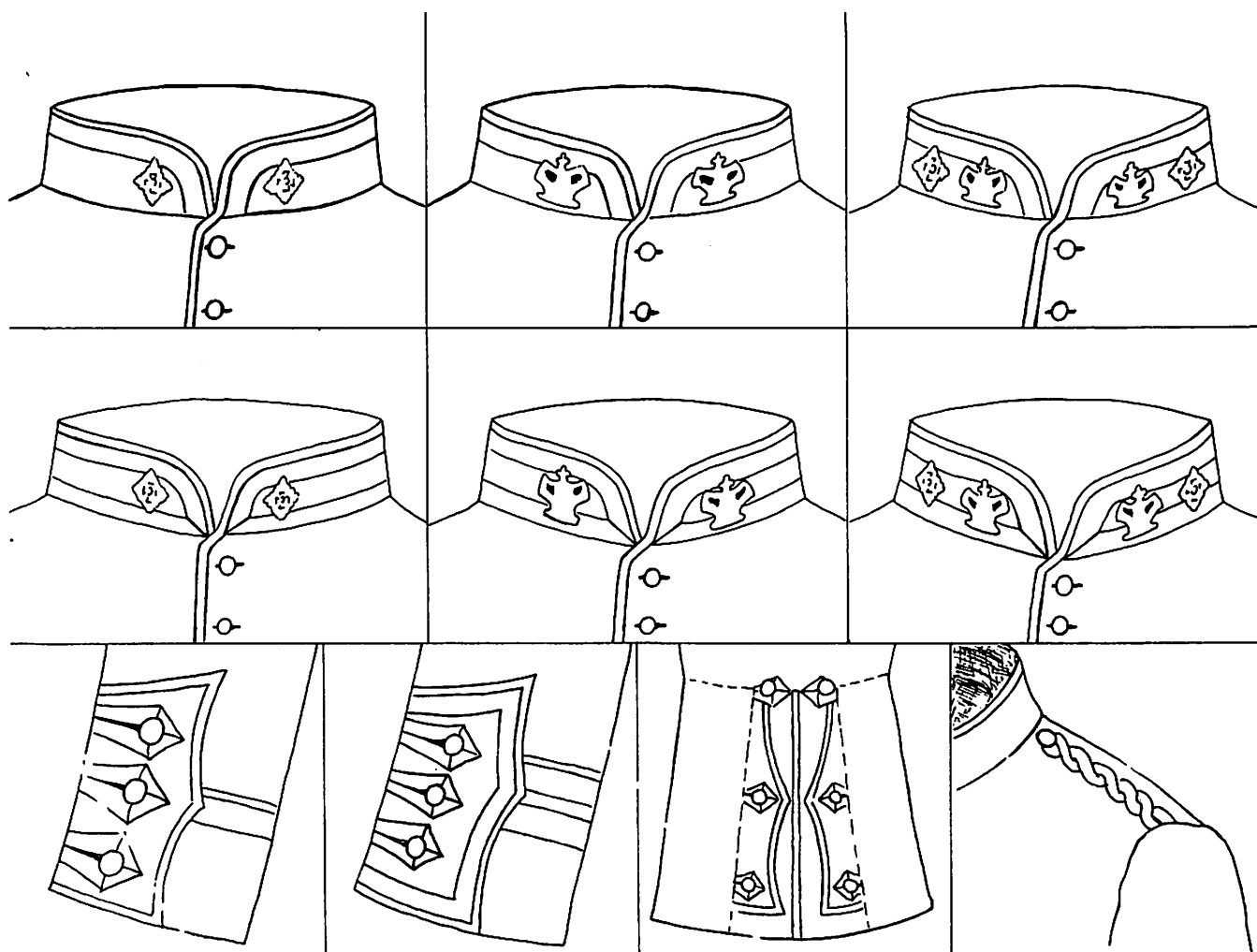


Figure 1 - (top) Collars - 1855-74 - Ensign/Sub Lieutenant; Lieutenant; Captain. (middle) Major; Lieutenant Colonel; Colonel. (bottom) Cuffs - 1855-68 - Subaltern/Captain; Field Officer. Skirt rear; Shoulder cord.

FULL DRESS 1856 - 1868 (photo 1) p. 17

The double breasted tunic of 1855 was discontinued the following year, being replaced by similar single breasted version. The details of this uniform remained basically the same (figure 1). Militia general order of 7 February 1856, headquarters Toronto, stated that, "the full dress uniform of officers of the Sedentary Militia to be the same as that worn by officers of Infantry of the line in the regular forces....The lace and buttons worn on all militia uniforms to be silver."

<u>Buttons</u>	British - gilt with regimental number. Canadian - silver, bearing the Royal Cypher of Queen Victoria (VR), surmounted by a crown, the whole within a circlet inscribed "Volunteer Militia, Canada." Tunic fastened with eight buttons.
<u>Headdress</u>	2nd pattern Albert Shako until 1860, quilted pattern thereafter.
<u>Scabbard</u>	Steel scabbard replaces black leather for subalterns in 1866.
<u>Sword Knot</u>	Britain - Gold and crimson riband. Canada - Silver and crimson riband. Bullion tassel replaced by an acorn in 1857.

FULL DRESS 1868 - 1874 (photo 2) p. 17

1868 saw further modifications to the full dress uniform. The collar decoration and badges of rank remained unchanged, but the cuff was altered to a pointed style; laced and braided according to rank (figure 2).

<u>Collar and Cuffs</u>	Canada - Blue for infantry clothed in scarlet. Britain - in the regimental facing colour.
<u>Shoulder Cords</u>	Metallic doubled cord of square cross section, worn on both shoulders fastened by small buttons (figure 2).
<u>Rear of Skirt</u>	2 buttons, 3" apart at the waist - $\frac{1}{4}$ " vertical lines of white cloth run from the buttons to the hem (figure 2).
<u>Buttons</u>	Canada - A beaver at the centre within a circlet inscribed "Canada Militia", surmounted by a crown, in silver. Tunic fastened with 8 buttons.
<u>Note:</u>	Examples of Canadian tunics from this period exist which incorporate characteristics from the previous period. These include the single crimson shoulder cord and the slashed panel on the skirt rear.

1868 also saw the introduction of the full dress sword belt, sash and trousers. These items were to be worn at balls, levees, drawing rooms, and on State occasions, in place of the white belt, crimson sash, and trousers with the scarlet seam stripe.

<u>Full Dress Trousers</u>	Dark blue, silver. Seam stripe 1 $\frac{1}{8}$ " wide with a $\frac{1}{8}$ " central, crimson light (see Glossary). Britain - Gold replaces silver.
<u>Headdress</u>	"Quilted" pattern Shako to 1869. Thereafter one based upon the contemporary French pattern.
<u>Note:</u>	In 1871 the rank of Ensign was changed to sublieutenant.

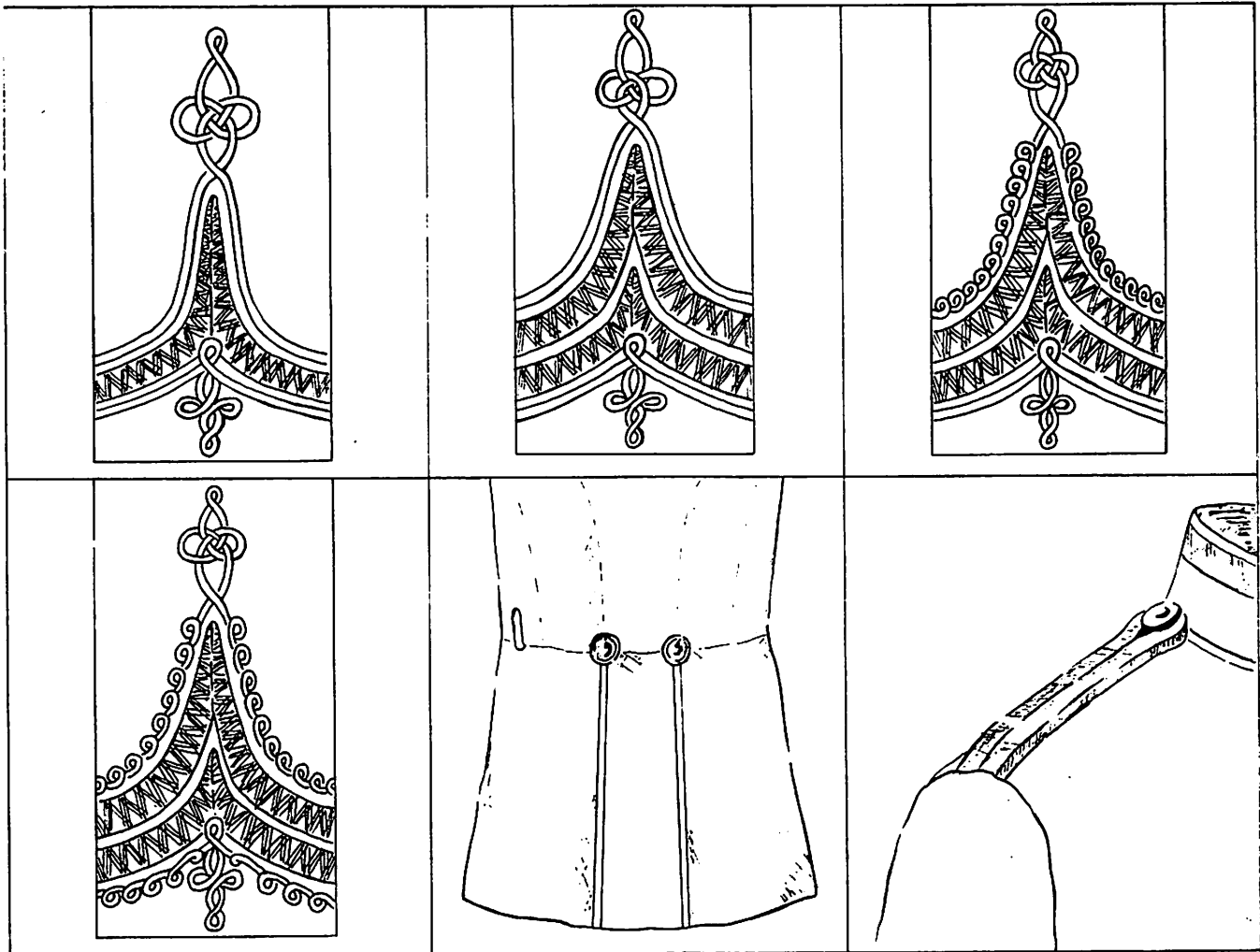


Figure 2 - (top) Cuffs - 1868-1902 - Ensign/ Sub/2nd Lieutenant and Lieutenant, all Officers after 1902. Captain; Major. (bottom) Lieutenant Colonel/Colonel. Skirt rear 1868-1902; Shoulder cord 1868-1880.

FULL DRESS 1874 - 1880 (Photo 3) p. 17

The uniform of this period was almost identical to the pre-1874 pattern, the major difference being the decoration of the collar.

Collar Field Officers - edged around top with lace; bottom with Russia Braid. A row of braid loops in the light. Subalterns - as for Field Officers but without the row of braid loops (Figure 3).

Sword Knot 1874 - white buff leather undress sword knot introduced, previous pattern retained for dress occasions.

Headdress 1877 - Universal (foreign service) Helmet introduced (cork, covered in white cloth).
1878 - Blue home pattern helmet replaces shako in full dress.

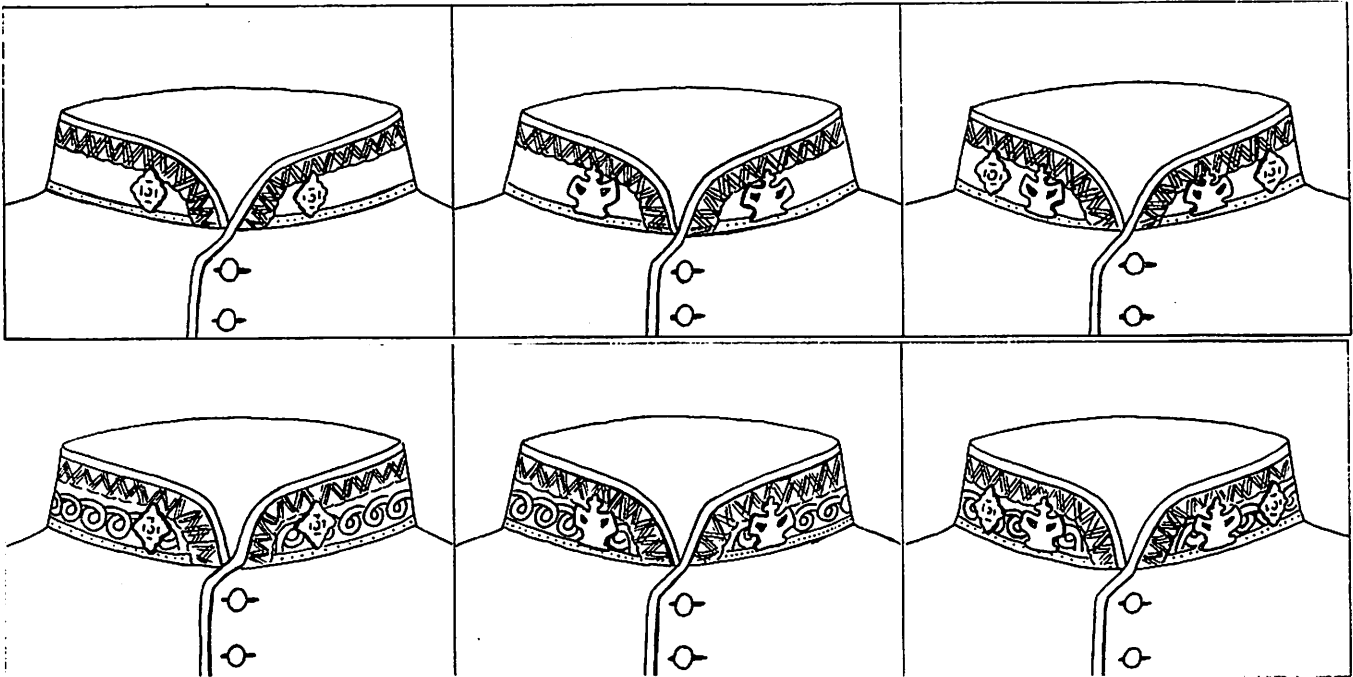


Figure 3 - (top) Collars - 1874-80 - Sub and 2nd Lieutenant; Lieutenant; Captain. (bottom) Major; Lieutenant Colonel; Colonel.

Note: 1876 - Rank of Sublieutenant changed to 2nd Lieutenant.
6th Fusiliers, Canadian Militia, given permission to wear gold lace and braid in place of silver.

FULL DRESS 1880 - 1902 (Photo 4) p. 17

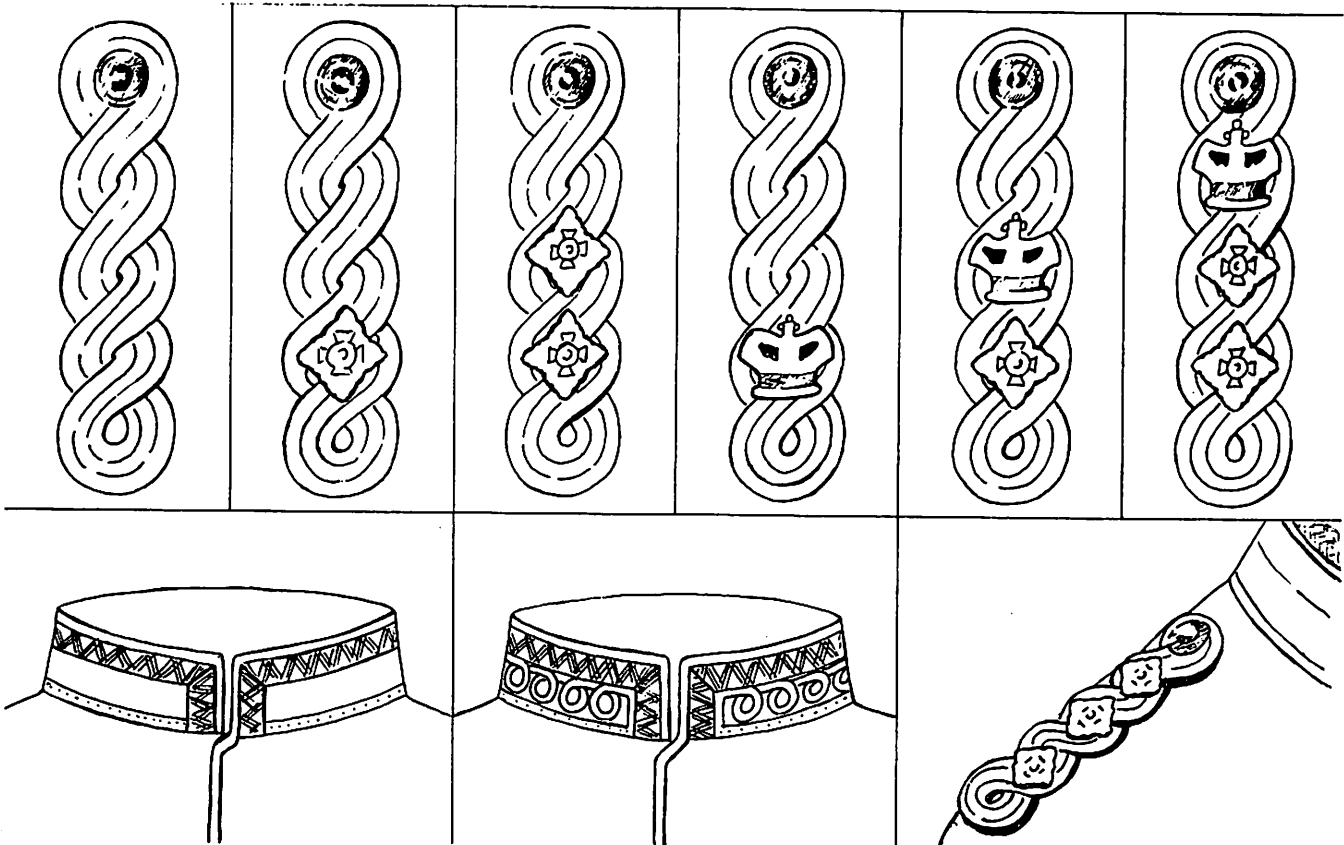
1880 Collar Standing squared in front, fastened with two hooks and eyes; replaces collar with rounder front fastened with one hook and eye. Rank badges no longer worn on collar (Figure 4).

Shoulder Cords Universal pattern of triple, twisted round gold cord lined with scarlet, worn on both shoulders (Figure 4). Badges of rank displayed on shoulder cords. The above changes occurred slightly thereafter in Canada.

As a result of the Cardwell reforms, the system of numbering British Infantry Regiments was discontinued in 1881, necessitating the use of belt plates, buttons, and badges, etc., without regimental numbers on them. Regimental titles and devices were used in their place.

As an economy measure, the facing colours of British Regiments (cloth covering of the collar and cuff, usually a different colour than the tunic), were standardized in the same year. In previous times they had varied greatly between Regiments, creating difficulty in maintaining stocks of the various colours. Lace patterns were standardized also.

Figure 4 - (top) Shoulder Cords from 1880 - 2nd Lieutenant 1880-1902; Lieutenant 1880-1902 and 2nd Lieutenant from 1902; Captain 1880-1902 and Lieutenant from 1902; Major; Lieutenant Colonel; Colonel. (bottom) Collars from 1880 - Subaltern and Captain 1880-1902 and all officers from 1902; Field officer 1880-1902. Shoulder Cord - Captain from 1902.




PHOTOGRAPH CAPTIONS

1. Captain Sidney Barnett in full dress uniform of 1856 - 68.
2. Full Dress Tunic, Captain 1868-74. Undress Forage Cap 1856-78. Shoulder Sash 1855-1904. Sword pattern 1845.
3. Full Dress Tunic, Captain 1874-80. Helmet 1878-1910, (to 1886 in Canada). Full Dress Sash and Belt 1868-1903.
4. Full Dress Tunic, Lieutenant Colonel 1880-1902; Helmet 1877-1910.




(1)



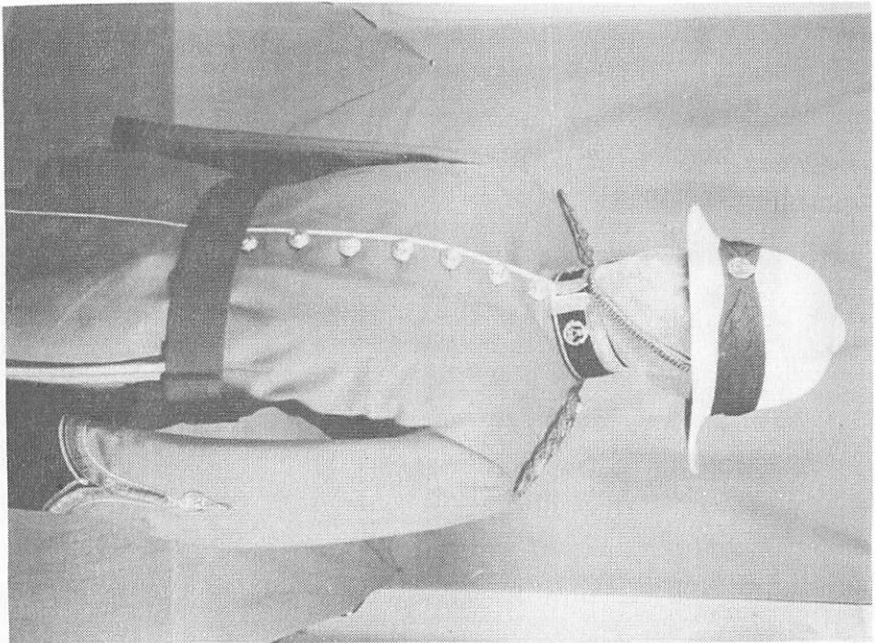
(2)




(3)



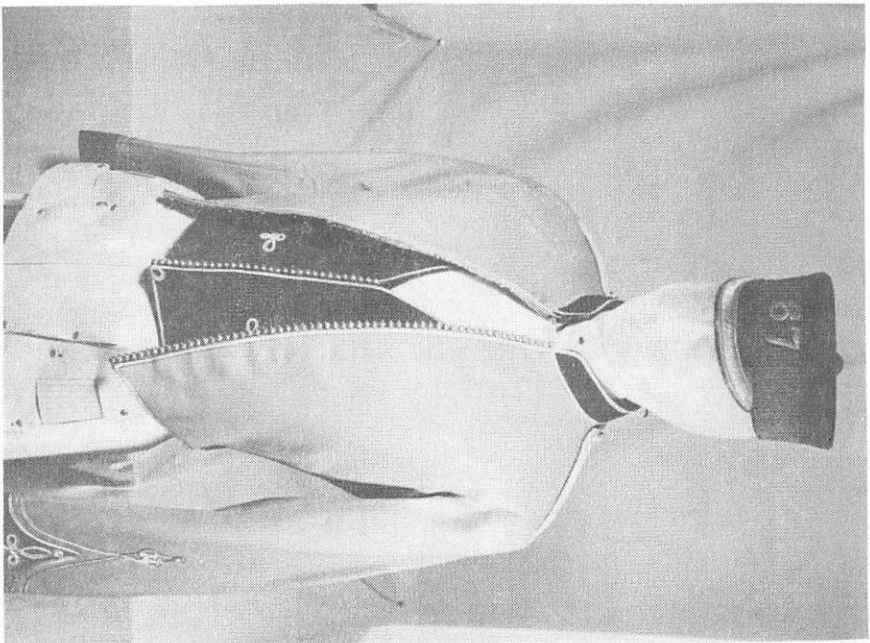
(4)



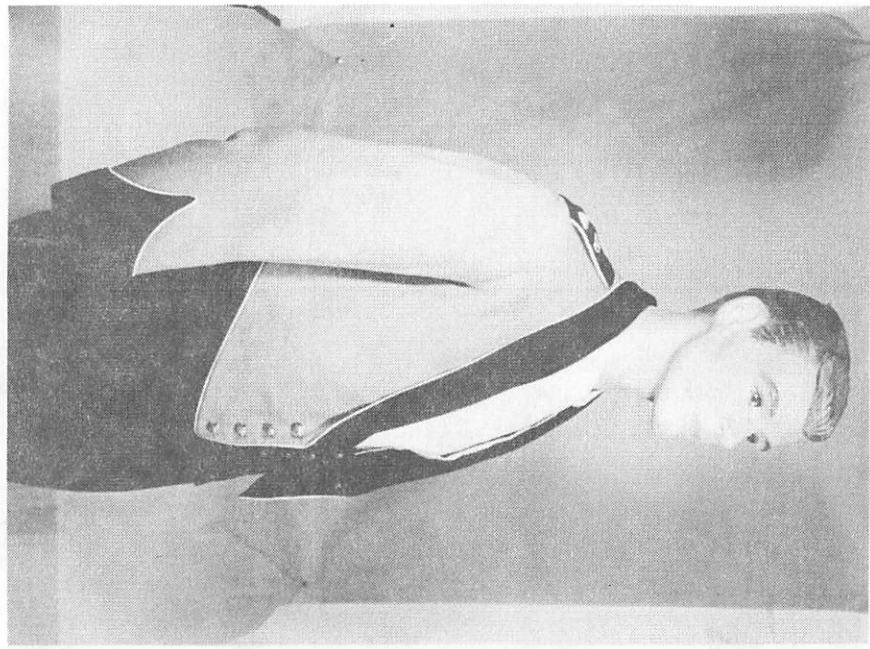
(5)



(6)



(7)



(8)

<u>Regiments</u>	<u>Facing Colour</u>	<u>Lace Pattern</u>
English/Welsh	White	Rose
Irish	Green	Shamrock
Scottish	Yellow	Thistle
Royal (Foot Guards)	Blue	Regimental
Royal (other)	Blue	Rose, Shamrock or Thistle

Canadian regiments continued to wear blue facings and by 1886 were authorized to wear gold lace of maple leaf pattern.

1886 Headdress - Blue home pattern helmet discontinued in Canada.

Sword 1892 - New pattern which had been in use since 1891 officially recognized. Straight blade replaced curved blade of previous pattern. Nickel plated scabbard.
1895 - Sword, infantry officer pattern 1895 with nickel plated sheet steel guard.
1897 - Inner portion of guard is lapped to prevent wear on the uniform.

Note: By 1900 some British Regiments had returned to their original facing colours.

FULL DRESS FROM 1902 (Photo 5) p. 18

As a further economy measure all officers were ordered to wear the collar and cuffs of a lieutenant as specified for 1880 (Figure 4), in 1902. The badges of rank on the shoulder cords were the only means of distinguishing the rank of an officer, from this date. These badges were altered as follows:

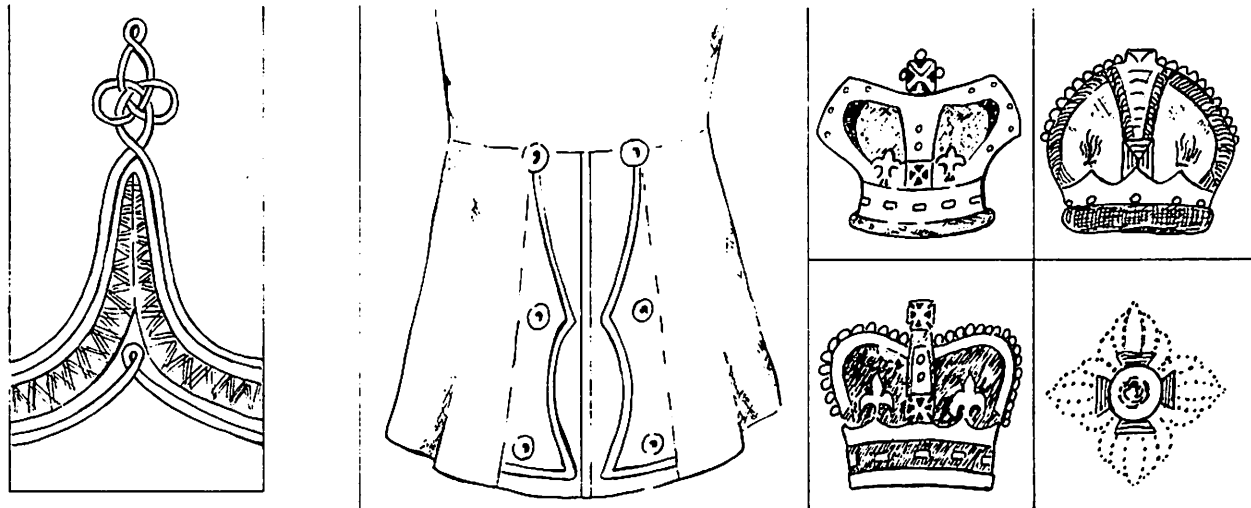
2nd Lieutenant - 1 star
Lieutenant - 2 stars
Captain - 3 stars
Field Officers - No change (Figure 4)

The reintroduction of slashed panels on the rear of the skirt also occurred at this time.

PHOTOGRAPH CAPTIONS

5. Full Dress Tunic Canada 1903 - Wolseley Helmet from 1910, Waist Sash from 1904.
6. Undress Patrol Jacket 1866-80 - Rank on collar, no shoulder straps. 1880-96 - rank on shoulder straps. Undress Forage Cap 1878-1902.
7. Mess Dress - Shell Jacket and Waistcoat 1874-c.1896. Undress Forage Cap, 1878 - 1902.
8. Mess Dress - Shell Jacket and Waistcoat, late 19th and 20th century.

Figure 5 - Cuff from 1903 - all officers - Canada. Skirt
Rear from 1902; Crowns and Star Patterns.
 (top) Saint Edwards - Victorian pattern 1837-1901; Imperial or
 Tudor - 1901 - 1952; (bottom) Saint Edwards - current pattern
 1952 on; Star - Order of the Bath.



The aforementioned changes were carried out in Canada in 1903. In addition the crow's foot knot on the lower portion of the cuff was discontinued (Figure 5), as were the full dress belt and sash.

- 1904 Crimson sash worn diagonally across the left shoulder is discontinued, replaced by a crimson waist sash.
- 1910 Wolseley pattern helmet replaces home and foreign service pattern helmets. Introduced in Canada - 1911.
- 1920 The system of numbering Canadian infantry regiments was discontinued, resulting in the gradual withdrawal of belt plates, buttons, badges, etc., with regimental numbers, and their replacement with those bearing regimental titles and devices.

UNDRESS UNIFORMS FROM 1856

The undress uniform was a less conspicuous alternate to the elaborate full dress worn by officers. Of dark blue material, with little decoration, undress served as a working and combat uniform.

In 1856 the single breasted undress frock coat, which had been in use since 1838, was replaced by a double breasted version. This frock coat was succeeded by a blue patrol jacket in 1866 which, in turn, was replaced by a much simplified undress frock tunic in 1896. Variations of this tunic have remained in use, on and off, since that time.

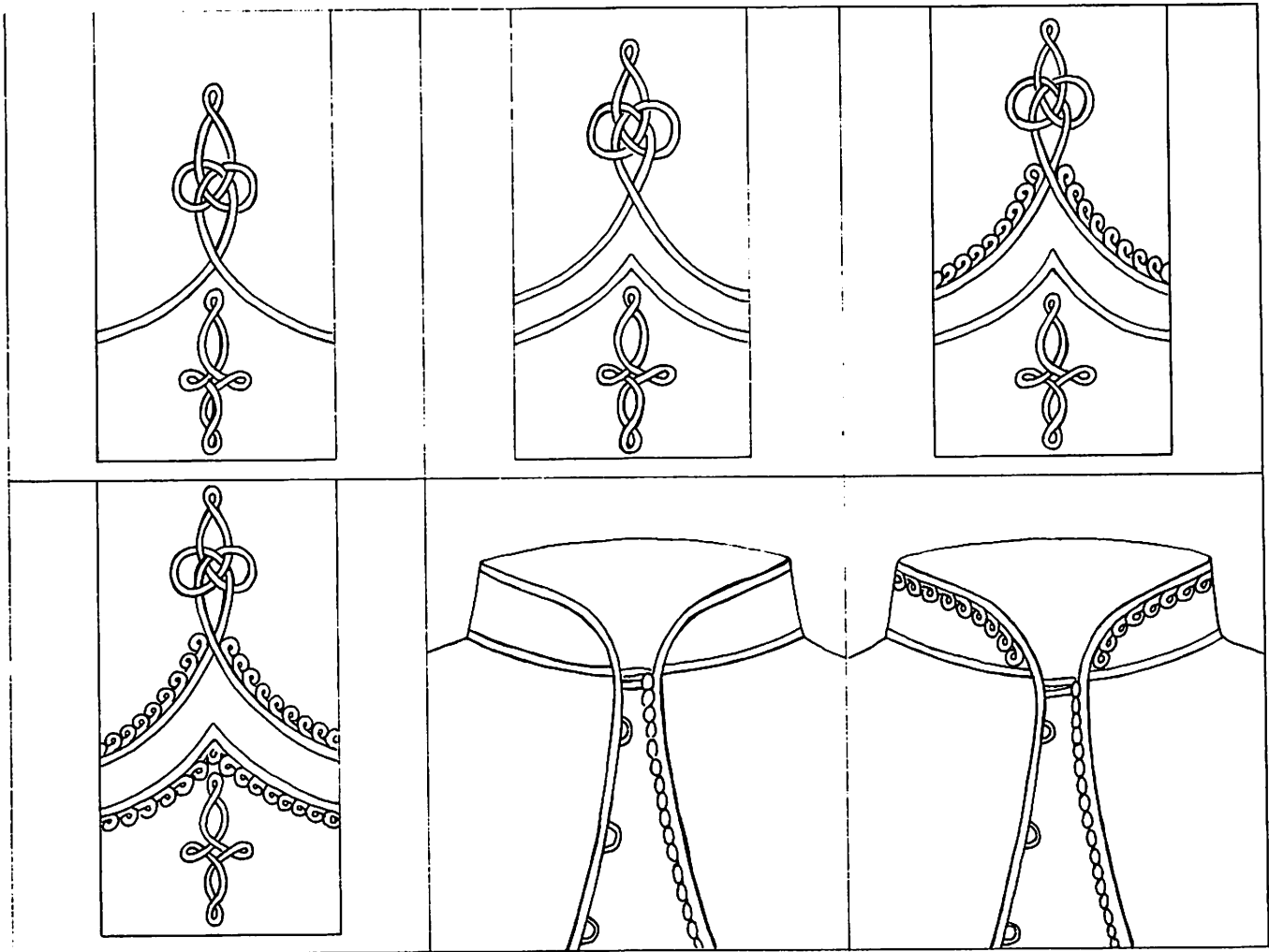
UNDRESS UNIFORM 1856 - 1866

<u>Frock Coat</u>	Blue cloth.
<u>Collar</u>	Blue, standing, rounded in front.
<u>Cuffs</u>	Blue, round cuff with a slashed panel. 3 buttons on the panel.
<u>Rank Badges</u>	Worn on collar by Field Officers. British - silver. Canadian - Gold.
<u>Buttons</u>	British - gilt Canadian - silver. 2 rows, 9 buttons per row, evenly spaced.
<u>Trousers</u>	Autumn and Winter - Oxford mixture (Dark blue). Summer - White linen.
<u>Headdress</u>	Undress Forage cap - Horizontal peak.
<u>Sash, shoulder cord, sword, sword belt, and sword knot</u> - as for Full Dress.	

UNDRESS UNIFORM 1866 - 1896 (Photo 6) p. 18

<u>Jacket</u>	Blue cloth, edged around top of collar, down front and around hem with 1" wide black mohair lace. Front decorated with 4 double drop loops of $\frac{1}{4}$ " flat plait, eyes in the center of each loop. Jackets fastened with 4 netted olivets; also has hooks and eyes. Rear, on back seams: double flat plait terminating in crow's foot knots top and bottom, with 2 double eyes at equal distances. Vents at the sides edged in 1" black mohair lace.
<u>Collar</u>	Blue, standing, rounded in front before 1880, squared thereafter. Edged with 1" mohair lace.
<u>Cuffs</u>	Decorated with an Austrian knot of $\frac{1}{4}$ " flat plait, 7" high.
<u>Shoulder straps</u>	Before 1880 - none. After 1880 - Blue cloth edged in black mohair lace, with rank badges.
<u>Rank Badges</u>	Worn on collar, by field officers until 1880, on shoulder straps thereafter.
<u>Trousers</u>	Blue with $\frac{1}{4}$ " scarlet seam stripe.
<u>Headdress</u>	Undress forage cap with horizontal peak to 1878; with peak set at 45° angle from 1878.
<u>Sword Belt</u>	Worn under jacket.

Figure 6 - (top) Cuffs - Mess Jacket 1874-c.1896; Lieutenants; Captain; Major. (bottom) - Lieutenant Colonel/Colonel; Collars-Mess Jacket - Subaltern and Captain; Field Officer.



UNDRESS UNIFORM 1896

<u>Frock</u>	Blue angora or serge. Patch breast pockets $6\frac{1}{4}$ " wide, $6\frac{1}{2}$ " deep, with 3 pointed flaps, fastened by small size buttons. Pocket flaps on skirt front vents at the sides.
<u>Collar</u>	Blue, standing, squared in front.
<u>Cuffs</u>	Blue, pointed, 5" deep. Fastened with two buttons each.
<u>Shoulder straps</u>	Blue, fastened by small size buttons.
<u>Rank Badges</u>	Worn on the shoulder straps in gilt metal.
<u>Buttons</u>	Brass, of Regimental pattern, 5 down front of frock.
<u>Trousers</u>	Blue with $\frac{1}{4}$ " seam strip.
<u>Headress</u>	Undress forage cap to 1902, "Naval" pattern forage cap thereafter.

MESS DRESS

1872 saw the formal establishment of a mess dress uniform for officers. This was an adaptation of the infantry shell jacket of the 1840's. Mess dress was to be worn at Balls, Dances, and "other local evening entertainments, such as concerts and theatricals etc.", as well as at mess.

MESS DRESS 1874 - c1896 (Photo 7) p. 18

<u>Shell Jacket</u>	Scarlet cloth, waist length, edged around collar, down front opening and around the hem with 1/8" Russia Braid. A row of studs down the front, fastened with hooks and eyes. A braid loop at the front of the collar to fasten across the neck.
<u>Collar</u>	In regimental facing colour, rounded in front before 1880, squared after 1880, braided according to rank (Figure 6).
<u>Cuffs</u>	Pointed, in the regimental facing colour, braided according to rank (Figure 6).
<u>Shoulder Cords</u>	As for full dress.
<u>Braids and Studs</u>	Britain - gold. Canada - silver, gold after c1880.
<u>Rank Badges</u>	Worn on collar by field officers before 1880. After 1880 worn on shoulder cords by all officers.
<u>Mess Waist Coat</u>	Waist length, sleeveless. Worn under the shell jacket. Cloth in regimental facing colour. Edged all round with Russia Braid. Pocket openings at front, edged in braid forming crow's foot knots at the ends and eyes top and bottom. A row of studs down the front. Fastened with hooks and eyes.
<u>Trousers</u>	Blue with 1/4" seam stripe or full dress trousers for balls and dances.
<u>Headress</u>	Undress forage cap.

This style of mess uniform remained in use until c1896.

Another style of shell jacket appeared during the late 19th century (Photo 8). p. 18 Of the same basic cut as the jacket previously described, it differed in that it had a roll collar on which the regimental collar badges could be worn. The collar, pointed cuffs and cloth shoulder straps were in the regimental facing colour, with 1/4" white cloth edging. The shoulder straps were sewn down, having no button at the top, and carried the rank badges in wire embroidery or metal. The previously described waist coat was worn with this jacket by some regiments while others wore one which fastened with 4 buttons.

Another pattern of shell jacket, in use by 1900, was similar to that just described except that a standing collar replaced the roll collar. It fastened down the front with ten buttons.

GLOSSARY

Adjutant	The Senior Staff Officer of a Regiment. Usually a Captain.
Austrian Knot	Decorative knot used to decorate the upper portion of cuff on infantry Officers' tunics.
Braid	Three dimensional gold or silver cord.
Crow's Foot	Knot, of trefoil shape used to decorate lower portion of cuff on Infantry full dress tunic and mess jacket.
Facings	Cloth covering of the collar and cuffs. Facing colours varied between Regiments.
Field Officer	A Major, Lieutenant Colonel or Colonel.
Lace	Flat woven ribbon of gold or silver wire thread. Used to decorate collar and cuffs of tunic.
Light	Line of contrasting colour between two stripes of another material.
Olivets	Cylindrical toggle fastenings.
Russia Braid	Braid incorporating a Chevron pattern, usually 1/8" wide.
Shako	Generic name for full dress Infantry headgear, worn from 1800 to 1878 in various forms.
Skirt	That part of a tunic below the waist seam.
Subaltern	A 2nd Lieutenant or Lieutenant.

ILLUSTRATIONS BY DOUG GLEN

To be concluded in next issue

BOOK REPORT

BY DOROTHY WILSON, MGS LIBRARIAN

Gibson, J.S.W., (comp.) Bishops' Transcripts and Marriage Licences, Bonds and Allegations: A Guide to their Location and Indexes. Plymouth, Gulliver Publishing Co. and the Federation of Family History Societies, 1981.
£1.40 (surface), £1.75 (air)

This new title in the FFHS series lists by county the record offices and libraries which house these documents. It indicates what is available on microfilm, which entries are listed in the Mormon C.F.I. and where to find a more detailed description of existing records. Indexed records are noted. It brings up to date the earlier listings found in Gardner, David E. and Frank Smith, Genealogical Research in England and Wales, 1956. Changes due to the redrawing of county boundaries in the 1970's are given.

Gibson, J.S.W., (comp.) Census Returns 1841, 1851, 1861, 1871 on Microfilm: A Directory to Local Holdings. 3rd ed. Plymouth, Gulliver Publishing Co. and the Federation of Family History Societies, 1981.
£1.60 (surface) £1.85 (air)

This is a list of record offices and libraries in English counties (arranged alphabetically), Wales, Monmouthshire and the Isle of Man with their holdings of census returns. Where photocopies and transcripts exist, these are shown. Some original returns for 1801, 1811, 1821 and 1831 are included. At the end is a list of cities, towns and London districts for which there are street indexes at the P.R.O.

MGS members, Colin and Elizabeth Briggs, 51 Wadham Bay, Winnipeg, Man., R3T 3K2, Phone 269-7869, are the local agents for these publications. Bulk orders enable them to minimize costs.

They can also be ordered direct from the compiler at Harts Cottage, Church Hanborough, Oxford OX7 2AB, England or from the federation of Family History Societies, 96 Beaumont St., Milehouse, Plymouth PL2 3AQ, England.

County Marriage Registers of Ontario, Canada, 1858 - 1869. Generation Press,
172 King Henrys Blvd., Agincourt, Ont., M1T 2V6. 1979.

Vol. 1 Peel County \$7.00
Vol. 2 Ontario County \$8.00
Vol. 3 Prince Edward County \$8.00
Vol. 4 Huron County \$8.00
Vol. 5 Hastings County \$9.00
Vol. 6 York County \$9.00
Vol. 7 Wentworth County \$9.00
Vol. 8 Bruce County \$9.00
Vol. 9 Northumberland County \$9.00
Vol. 10 Wellington County \$9.00
Vol. 11 Halton County (ready fall 1982) \$9.00.
Other volumes in preparation.

This series, compiled by W. E. Britnell and Elizabeth Hancocks, C.G., has proven to be very popular with those doing genealogical research in Ontario.

Legislation enacted in 1857 provided for the registration of all marriages performed by clergymen in the Province of Canada West (Ontario). There are 42 county Marriage Registers and separate registers for the City of Toronto and the City of Ottawa. They date from 1 June 1858 to 30 June 1869, when a new system of registration was established. Only the Glengarry County Register is missing. As Dufferin County was not established until after 1869, entries for that county will be found among Grey, Simcoe and Wellington County registers. The registers are on microfilm in the Archives of Ontario.

Prince Edward, Hastings and Northumberland County registers contain complete entries. The other volumes in the series are indexes to the actual register. To obtain a full entry, researchers can check the registers at the Archives of Ontario, or they can contact W. E. Britnell, 1043 Lorne Park Road, Mississauga, Ontario, L5H 2Z9. To obtain the complete entry for any marriage in any of the registers (to a maximum of five marriages) send \$1.00 plus a self-addressed stamped envelope. Additional entries searched at \$1.00 per five entries.

The MGS Library has Volumes 1 - 9 of this series and will be purchasing others. Those wishing to purchase indexes for their own collection should include \$1.00 postage for the first volume and 50¢ for each additional volume when ordering from Generation Press.

GENERATION GAPS

"Generation Gaps" is the query section of GENERATIONS where researchers can seek the help of others who may be researching the same families. Members may place up to two free queries each year. Additional queries, or those placed by non-members, may be inserted for a fee of \$2.50 each time the query is printed.

BOWIE Oswald, b. c1833, ? Scotland, m. Ellen Lang, ?Place c1866;
LANG Ellen Lang b. c1844 Northeast Hope, Ont. Moved west c1878
 to Morden, Man. Children: William, Robert, Oswald, Peter,
 Grace, Betsy, Maggie and Annie.
BLOXOM Robert, b. ?Ont. c1871; m. Grace Bowie c1903, Clegg Dist.
 Morden, Man.; Grace b. c1881 Morden, Man. Would like to
 know when and where both died.
NOBLE Margaret Jane, b. c1824, County of Northumberland, Ont.;
 m. Thomas Stewart, b. c1810, Co. Fermanagh, Ireland.
 Children: John, Alexander, Thomas, Robert, William, Mary
 Elizabeth, Annie, Margaret, Jane. Who were Margaret
 Noble's parents?

Forward any information to Mrs. Lana Fox, R.R. #4, Box 18,
Shaver Rd., Quesnel, B.C. V2J 3H8.

=====

BRUNDAGE Christian Brundage and his family went to Swan River area
 1900 - 1903, homesteaded on Twp. 37, Range 28. Would like
 to know names of Christian's wife, daughters and more about
 his family.

Mary F. Brundage, 4375 Knoll Lane, Redding, CA, U.S.A. 96003.

=====

CHARETTE Baptiste Charette was born c1805 in Red River. Mother and
 father also born in province. Had a brother Joseph, sisters
 Marie Anne, b. 1800 Red River Valley, and Catherine.
 Jean Baptiste Charette married Angelique Petit of Selkirk
 in 1839 (daughter of Thomas Petit and Marguerite Danis).

FREDERIC
FREDERICK Jean Baptiste Paul Frederic (Frederick), b. Parish of St.
 Cuthbert, Que. in 1791. Married Josephite Bourre, daughter
 of Joseph and Suzanne Munro. Josephite was a French Metis.
 Children: Baptiste, Louison, Daniel, Joseph, Cyril,
 Margaret, Helene, Juli, Marie. 1832 Jean Baptiste Frederic
 was living in Parish of St. Francois Xavier, 17 mi. west
 of Fort Garry. He was Catholic. 1858, living at St.
 Norbert, died there July 23, 1863, age 72. Wife then moved
 to Dakotas with children who lived in the Turtle Mountains.

Al A. Yerbury, 1012 E. 44th St., Tacoma, Washington 98404

=====

GENERATION GAPS CONTINUED

- GARIEPY Philippe Gariepy b. 1839 near Francois-Xavier, Man. married Rosalie Parenteau, daughter of Joseph, mother unknown. Children: Ambroise 1865, Philippe 1867, Francois 1871, Victor 1872, Isadore 1875, Marie 1878, Gabriel 1880, Virginia 1882.
- PAUL Bernard Paul b. July 1851 at St. Francois Xavier, Man. to Jean Baptiste Paul and Marie McGillis. Jean Baptiste was born 1788 and perhaps also married Angelique Goddau.
- Mrs. Dale Potter, 7010 Beamish Dr., Regina, Sask. S4X 2J2.
- =====
- GUERTIN Joseph Guertin, son of Joseph David and Rosalie Scott, arrived Wpg. from Quebec 1880's. He was a railway detective with CPR and murdered on Montreal-Wpg. run during stopover at the Sault. 2 sons served with Can. Army WWI, one killed, other wounded in Halifax explosion 1917.
- Miss C. Guertin, 68 Paulart Dr., Islington, Ont. M9B 3V9.
- =====
- MCGREGOR Alexander McGregor (bro. of my g. grandfather) born 1792, wife Annie Sinclair B. 1811. Sons: Archibald, John, George, Donald, Peter. All born in Kinloch-Rannoch, Perthshire (Fortingall Parish). Another son Duncan emigrated to N.Z. but above sons went to Manitoba around 1860-1880.
- Dorothy M. Wilkinson, 4 Laud Ave., Ellerslie, Auckland 5, New Zealand.
- =====
- ROSS Mrs. Donald Ross (Mary McBeath) born Scotland 1797, was #56 on passenger list of Red River settlers of 1815 group. When did she die? Where buried?
- SCOTT-POLSON William David Scott-Polson and wife Agnes Jane (Low) from Aberdeenshire Scotland in 1881 to Wavey Bank, Man. Children: William Burnett, Carrie, Agnes, Catherine, Minnie, Darcie. Require info on family, if they remained in Wavey Bank, died there or moved on. Where buried?
- Mrs. Phyllis M. Lindsay, 2189 Henry Ave., Sidney, B.C. V8L 2A8
- =====

GENERATION GAPS CONTINUED

WALL David Wall, son of Franz Wall and Justina Martens, married
19 Jan 1890 Judith Neufeld, daughter of Abraham Neufeld and
Katharine Fehr.

Carol Allen, Box 233, Whitecourt, Alberta TOE 2L0

+++++

WHEELER William Wheeler, wife Harriet Harrison, daughter Elizabeth
listed in 1881 Denbigh (town), Lennox & Addington County,
Ontario census. Moved to Manitoba sometime after 1881.
Would like to know where the family located in Manitoba.
Also would like to hear from anyone doing Wheeler research.
Will exchange info. All replies will be answered.

Mrs. Harry Hammar, Box 651, Ames, Iowa 50010 U.S.A.

SURNAME INDEX

DEADLINE FOR RECEIPT OF NAMES for the Surname Index has been
extended to accommodate our many new members. If you wish to contribute
please use the attached form and return to Surname Index, M.G.S., Box 2066,
Winnipeg, Manitoba R3C 3R4.

The Surname Index will be published in February 1983. Selling
price will be \$3.25, including postage. Please indicate to M.G.S. if you
wish to purchase a copy. This will help us to estimate the number to publish.
Pre-payment is requested, please.



YOUR NAME: _____ M.G.S. NUMBER _____

[illegible]